










Preliminary →	<b>A. 문법 복습</b> • Three basic ending types • Irregular conjugation • Endings and connectors	<b>B. Markers, pronouns, Q words, counters</b>	<b>C. Speech styles</b>	<b>D. Pronunciation rules</b>	<b>E. Useful expressions</b>	<b>F. Reading practice</b>	<b>G. Poem</b>
---------------	--	--	-------------------------	-------------------------------	------------------------------	----------------------------	----------------

	Functional goals	Speaking in formal situations	Manipulating speech styles	Mastering honorifics in various contexts	Communicating one's skills and experience	Finding solutions for problems
	Topics	<b>Chapter 1</b> Introductions (자기) 소개	<b>Chapter 2</b> Registration 수강 신청	<b>Chapter 3</b> The professor is nice 교수님이 편찮으세요	<b>Chapter 4</b> Maya gets a job 마야, 아르바이트를 구하다	<b>Chapter 5</b> Computer problems 컴퓨터 문제
	<b>단어</b>	(단어 사용법, 보충단어, 복습용 단어, 단어 연습 문제)		(단어 사용법, 보충단어, 복습용 단어, 단어 연습 문제)		(단어 사용법, 보충단어, 복습용 단어, 단어 연습 문제)
	<b>대화 연습</b>	수업 첫날 First Day of Class	필요하시면 말하세요 Let me know if you need it	교수님을 위해 예쁜 카드라도 사와 Get a pretty card for the prof, if not anything else	교수님, 말씀 편하게 하세요 Please speak casually with me, professor	컴퓨터 고장 Computer crash
	<b>이것만은 외우자!</b>	- Meeting a new friend - Talking about a place to live	- Class registration - Talking about the professor and her class	- Talking about elders using honorifics - Invited to dinner	- Asking for more information regarding a job opening - Job interview	- Reporting computer problems - Buying a computer
	<b>문법 초점</b>	<b>Formal speech style</b> -습/습니다	<b>Honorific marker</b> -으시	<b>Honorific expressions</b> 높임말	<b>Sentential modifiers (relative clauses)</b> -은, -는, -을 N	<b>Gerunds; that clauses (nominalized sentences)</b> -는 거
	<b>기타 문법 연습 문제</b>	1. -기로 하다; -기 시작하다 decide to; start to 2. -(있)으면 좋겠다 it'd be great if... 3. -을지도 모르다 it might be the case... 4. -은 지 얼마나 오래 됐어요? how long has it been since? 5. -은 다음에/후에 after doing... 6. -으십시오 formal command	1. -으셔, -으셨, -으실, -으시 with other conjugations 2. -으려고 하다/그러다 trying to, going to, about to 3. -지 않다 vs. -지 못 하다 Not vs. obviously, y'know 4. -을 만 하다 worth -ing, doable, understandable that 5. N-밖에 안/못 only N, no more than N, nothing but N 6. N-에 대(서)/관(해) (서) about N, concerning N	1. -는 동안 during; while 2. -으면서, -으며 while -ing 3. -느라고 while-and-because... 4. -을텐데, -을테지만, -을테니까 my guess/concern is that... 5. -거든요 You know 6. N-을/를 위해서 for N	1. -으면 되다 you only need to; all you need to do is 2. -는 데 [시간/돈] 걸리다, 들다 takes [time/money] to... 3. -은 적이 있다 have ever done 4. -은줄 알다/모르다 know/not know how to 5. N-에 관한 about N 6. N-을 통해서 through N, via N	1. -던, -었던 N that was; that used to 2. -다가, -있다가 in the middle of ... when suddenly/stopped short of 3. -다가 onto, against, in contact with 4. Q-words 인가 Not exactly sure but some indefinite N 5. N 대신; V-는 대신 instead of N; instead of V-ing 6. -이 adverbial suffix
	<b>읽기</b>	<b>한국문화 동아리</b> Korean culture club	<b>지훈이의 편지</b> Jihun's letter home	<b>지훈이의 이메일</b> Jihun's email to Maya	<b>마야의 자기 소개서</b> Maya's cover letter	<b>지훈, 온라인으로 도움을 받다</b> Jihun gets online help
	<b>문화충격</b>	Personal space and interactions	School connections	Well-being	Getting a job	Wired world
	<b>시 한 수 읊습니다</b>	다녀왔습니다 아버지	웃은 죄	지금은 헤어져도	낙화	밤의 나라

Appendix →	<b>A. Dictionary order</b>	<b>B. Word order, Sentence structure</b>	<b>D. Subject, Object, Topic &amp; Focus</b>
------------	----------------------------	--	--